



BDR Buildcon Limited

31, Jangpura Road, Bhogal,
New Delhi -110014, INDIA
Tel. : +91 11 2647 7771, 2647 7772
Website : www.bdrbuildcon.com
E-mail : info@bdrbuildcon.com
C/N : L70100DL2010PLC200749

17.04.2018

To,
Listing Department
National Stock Exchange of India Ltd
Exchange plaza, C-1, Block G,
Bandra Kurla Complex, Bandra (E)
Mumbai - 400 051

Sub: - Shareholding pattern for the Quarter ended on 31ST March, 2018

Dear Sir,

Please find enclosed the Shareholding pattern of BDR Buildcon Limited for the quarter ended on 31st March, 2018 as per regulation 31(1) (b) of SEBI (Listing Obligations and Disclosure Requirements) Regulations, 2015.

You are requested to kindly take the same in your record.

Thanking you,

For **BDR BUILDCON LIMITED**

Rajesh Gupta
Managing Director
DIN: 00163932
Address: B-393, New Friends Colony
New Delhi-110 025

Holding of Specified Securities

Annexure - I

1. Name of Listed Entity: BDR BUILDCON LIMITED	
2. Scrip Code/Name of Scrip/Class of BDR/EQUITY	
3. Share Holding Pattern Filled under: Reg. 31(1)(b) for the quarter ended on 31.03.2018	
a. If under 31(1)(b) then indicate the report for Quarter	31.03.2018
b. If under 31(1)(c) then indicate date of	NA
4. Declaration: The Listed entity is required to submit the following declaration to the extent of submission of information:-	
Particulars	Yes* No*
1. Whether the Listed Entity has issued any partly paid up shares?	- ✓
2. Whether the Listed Entity has issued any Convertible Securities or Warrants?	- ✓
3. Whether the Listed Entity has any shares against which depository receipts are issued?	- ✓
4. Whether the Listed Entity has any shares in locked-in?	- ✓
5. Whether any shares held by promoters are pledge or otherwise encumbered?	- ✓
* If the Listed Entity selects the option 'No' for the questions above, the columns for the partly paid up shares, Outstanding Convertible Securities/Warrants, depository receipts, locked-in shares, No of shares pledged or otherwise encumbered by promoters, as applicable, shall not be displayed at the time of dissemination on the Stock Exchange website. Also wherever there is 'No' declared by Listed Entity in above table the values will be considered as 'Zero' by default on submission of the format of holding of specified securities.	



Table I - SUMMARY STATEMENT HOLDING OF SPECIFIED SECURITIES

Category (I)	Category of shareholder (II)	No.s of Share holder (III)	No. of fully paid up equity Share held (IV)	No.s of Partly paid-up equity Share held (V)	No. of shares underlying Depository Receipts (VI)	Total nos. shares held (VII) = (IV)+(V)+(VI)	Shareholding as a % of total no. of shares (calculated as per SCRR, 1957) (VIII) As a % of (A+B+C2)	Number of Voting Rights held in each class of securities (IX)			No. of Shares Underlying Outstanding convertible securities (including Warrants) (X)	Shareholding, as a % assuming full conversion of convertible securities (as a % of diluted share capital) (XI) = (VII)+(X) As a % of (A+B+C2)	Number of Locked in shares (XII)		Number of Shares pledged or otherwise encumbered (XIII)		Number of equity shares held in dematerialized form (XIV)
								Class Equity x	Class Others y	Total			No. (a)	As a % of total shares held (b)	No. (a)	As a % of total shares held (b)	
(A)	Promoter & Promoter	8	43,44,964	0	0	43,44,967	65.387	43,44,964	0	65.387	0	0.0000	NA	NA	43,44,964		
(B)	Public	5	23,00,036	0	0	23,00,036	34.613	23,00,036	0	34.613	0	0.0000	NA	NA	23,00,036		
(C)	Non Promoter-Non Public	0	0	0	0	0	0.000	0	0	0.000	0	0.0000	NA	NA	0		
(C1)	Shares underlying DRs	0	0	0	0	0	NA	0	0	0.000	0	0.0000	NA	NA	0		
(C2)	Shares held by Employee Trusts	0	0	0	0	0	0.000	0	0	0.000	0	0.0000	NA	NA	0		
	Total	13	66,45,000	0	0	66,45,000	100.000	66,45,000	0	100.000	0	0.0000			66,45,000		

rajeev aple




Table II - STATEMENT SHOWING SHAREHOLDING PATTERN OF THE PROMOTER AND PROMOTER GROUP

Category & Name of the shareholders (I)	PAN (II)	No of Share holders (III)	No of fully paid up Shares held (IV)	Partly paid-up equity Share held (V)	No. of shares underlying Depository Receipts (VI)	Total nos. shares held (VII) = (IV)+(V)+(VI)	Shareholding % calculated as per SCRR, 1957 As a % of (A+B+C2) (VIII)	Number of Voting Rights held in each class of securities (IX)			No. of Shares Underlying Outstanding convertible securities (including Warrants) (X)	Shareholding as a % assuming full conversion of convertible securities (as a % of diluted share capital) (XI) = (VII)+(X) As a % of (A+B+C2)	Number of Locked in shares (XII)		Number of Shares pledged or otherwise encumbered (XIII)		Number of equity shares held in dematerialized form (XIV)
								No of Voting Rights		Total			No. (a)	As a % of total shares held (b)	No. (a)	As a % of total shares held (b)	
								Class Equity x	Class Others y								
1 Indian																	
(a) Individuals/Hindu undivided Family																	
SHASHANK GUPTA [AKAPG7459D]																	
		1	2075072	0	0	2075072	31.23	0	2075072	31.23	0	0.0000	0	0.0000	0	0.0000	2075072
RAJESH GUPTA	AAAPG7884Q	1	113433	0	0	113433	1.71	0	113433	1.7070	0	0.0000	0	0.0000	0	0.0000	113433
RAJESH GUPTA HUF	AAGHR4685G	1	616659	0	0	616659	9.28	0	616659	9.2800	0	0.0000	0	0.0000	0	0.0000	616659
RENU GUPTA	AFUPG6910N	1	1530000	0	0	1530000	23.02	0	1530000	0.4515	0	0.0000	0	0.0000	0	0.0000	1530000
Total		4	4335164	0	0	4335164	65.24	0	4335164	65.24	0	0.0000	0	0.0000	0	0.0000	4335164
(b) Central Government/State Government(s)																	
Total		0	0	0	0	0	0.0000	0	0	0.0000	0	0.0000	0	0.0000	0	0.0000	0
(c) Financial Institutions/Banks																	
Total		0	0	0	0	0	0.0000	0	0	0.0000	0	0.0000	0	0.0000	0	0.0000	0
(d) Any Other (BODIES CORPORATE)																	
BDR BUILDERS AND DEVELOPERS PRIVATE LIMITED																	
		1	9800	0	0	9800	0.15	0	9800	0.1475	0	0.0000	0	0.0000	0	0.0000	9800
Total		1	9800	0	0	9800	0.1475	0	9800	0.1475	0	0.0000	0	0.0000	0	0.0000	9800
Sub-Total (A)(1)		5	4344964	0	0	4344964	65.3870	0	4344964	65.3870	0	0.0000	0	0.0000	0	0.0000	4344964
2 Foreign																	
(a) Individuals(Non-Resident Individuals/Foreign Individuals)																	
Total		0	0	0	0	0	0.0000	0	0	0.0000	0	0.0000	0	0.0000	0	0.0000	0
(b) Government																	
Total		0	0	0	0	0	0.0000	0	0	0.0000	0	0.0000	0	0.0000	0	0.0000	0
(c) Institutions																	
Total		0	0	0	0	0	0.0000	0	0	0.0000	0	0.0000	0	0.0000	0	0.0000	0
(d) Foreign Portfolio Investor																	
Total		0	0	0	0	0	0.0000	0	0	0.0000	0	0.0000	0	0.0000	0	0.0000	0
Sub-Total (A)(2)		5	4344964	0	0	4344964	65.3870	0	4344964	65.3870	0	0.0000	0	0.0000	0	0.0000	4344964
Total Shareholding of Promoter and Promoter Group (A) = (A)(1)+(A)(2)																	





Table III - STATEMENT SHOWING SHAREHOLDING PATTERN OF THE PUBLIC SHAREHOLDER

Category & Name of the shareholders (i)	PAN (ii)	No.s of Share holder (iii)	No. of fully paid up equity Share held (iv)	Partly paid-up equity Share held (v)	No. of Shares Deposited under Receipts (vi)	Total nos. shares held (vii) = (vi)+(v)+ (viii)	Shareholding % calculated as per SCRR, 1957 As a % of (A+B+C2) (viii)	Number of Voting Rights held in each class of securities (ix)			Total as a % of Total Voting Rights (x)	No. of Shares Underlying Outstanding convertible securities (including Warrants)	Total Shareholding, as a % assuming full conversion of convertible securities as a percentage of diluted share capital (xi) = (viii)+(x) As a % of (A+B+C2)	Number of Locked in shares (xii)	Number of Shares pledged or otherwise encumbered (xiii)		Number of equity shares held in dematerialized form (xiv)		
								Class Equity (x)	Class Others (y)	Total (z)					No. (a)	As a % of total shares held (b)		No. (Net applicable) (c)	As a % of total shares held (d)
1 Institutions																			
(a) Mutual Funds			0	0	0	0	0.0000	0	0	0	0.0000	0	0.0000	0	NA	NA	0		
(b) Venture Capital Funds			0	0	0	0	0.0000	0	0	0	0.0000	0	0.0000	0	NA	NA	0		
(c) Alternate Investment Funds			0	0	0	0	0.0000	0	0	0	0.0000	0	0.0000	0	NA	NA	0		
(d) Foreign Venture Capital Investors			0	0	0	0	0.0000	0	0	0	0.0000	0	0.0000	0	NA	NA	0		
(e) Foreign Portfolio Investors			0	0	0	0	0.0000	0	0	0	0.0000	0	0.0000	0	NA	NA	0		
(f) Financial Institutions/Banks			1	500000	0	0	500000	7.5245	500000	0	500000	0	7.5245	0	NA	NA	500000		
NEXT ORBIT VENTURES FUND	AABTN7872J		1	500000	0	0	500000	7.5245	500000	0	500000	0	7.5245	0	NA	NA	500000		
(g) Insurance Companies			0	0	0	0	0.0000	0	0	0	0.0000	0	0.0000	0	NA	NA	0		
(h) Provident Funds/ Pension Funds			0	0	0	0	0.0000	0	0	0	0.0000	0	0.0000	0	NA	NA	0		
SUB TOTAL (B)(1)			1	500000	0	0	500000	7.5245	500000	0	500000	0	7.5245	0	NA	NA	500000		
2 Central / State government(s)																			
(a) Central Government/ State Government(s)/President of India			0	0	0	0	0.0000	0	0	0	0.0000	0	0.0000	0	NA	NA	0		
SUB TOTAL (B)(2)			0	0	0	0	0.0000	0	0	0	0.0000	0	0.0000	0	NA	NA	0		
3 Non-institutions																			
(a) Individuals - i. Individual shareholders holding nominal share capital up to Rs. 2 lakhs.			0	0	0	0	0.0000	0	0	0	0.0000	0	0.0000	0	NA	NA	0		
(b) INDIVIDUAL - ii. Individual shareholders holding nominal share capital in excess of Rs. 2 lakhs.			0	0	0	0	0.0000	0	0	0	0.0000	0	0.0000	0	NA	NA	0		
(c) NBFCs registered with RBI			0	0	0	0	0.0000	0	0	0	0.0000	0	0.0000	0	NA	NA	0		
(d) Employee Trusts			0	0	0	0	0.0000	0	0	0	0.0000	0	0.0000	0	NA	NA	0		
(e) Overseas Depositories (holding DRs) (balancing figure)			0	0	0	0	0.0000	0	0	0	0.0000	0	0.0000	0	NA	NA	0		
(f) Any Other (BODIES CORPORATE)			4	1800036	0	0	1800036	27.0886	1800036	27.0886	0	0	27.0886	0	NA	NA	1800036		
ABLE MANAGEMENT CONSULTANTS PRIVATE LIMITED	AAHCA1481H		1	400008	0	0	400008	6.0197	400008	6.0197	0	0	6.0197	0	NA	NA	400008		
IM R J CONSULTANTS PRIVATE LIMITED	AADCM1517G		1	733348	0	0	733348	11.0361	733348	11.0361	0	0	11.0361	0	NA	NA	733348		
VERMA FINVEST PRIVATE LIMITED	AAECV2763L		1	566678	0	0	566678	8.5279	566678	8.5279	0	0	8.5279	0	NA	NA	566678		
VIALE MANAGEMENT CONSULTANTS PRIVATE LIMITED	AACCV7706R		1	100002	0	0	100002	1.5049	100002	1.5049	0	0	1.5049	0	NA	NA	100002		
SUB TOTAL (B)(3)			4	1800036	0	0	1800036	27.0886	1800036	27.0886	0	0	27.0886	0	NA	NA	1800036		
Total Public Shareholding (B) = (B)(1)+(B)(2)+(B)(3)			5	2300036	0	0	2300036	34.6130	2300036	34.6130	0	0	34.6130	0	NA	NA	2300036		



hraj

Table IV - STATEMENT SHOWING SHAREHOLDING PATTERN OF THE NON PROMOTER - NON PUBLIC SHAREHOLDER

Category & Name of the shareholders (I)	PAN (II)	No. of Share holders (III)	No. of fully paid up equity Share held (IV)	Partly paid-up equity Share held (V)	No.s of shares underlying Depository Receipts (VI)	Total no. shares held (VII) = (IV)+(V)+(VI)	Shareholding % calculated as per SCRR, 1957 As a % of (A+B+C2) (VIII)	Number of Voting Rights held in each class of securities (IX)			No. of Shares Underlying Outstanding convertible securities (including Warrants) (X)	Total Shareholding, as a % assuming full conversion of convertible securities (as a % of diluted share capital) (XI) = (VII) + (X) As a % of (A+B+C2)	Number of Locked in shares (XII)	Number of Shares pledged or otherwise encumbered (XIII)		Number of equity shares held in dematerialized form (XIV)		
								Class Equity (X)	Class Others (Y)	Total				No. (e)	As a % of total shares held (b)		No. (Not applicable) (e)	As a % of total shares held (Not applicable) (b)
1 Custodian/DR Holder		0	0	0	0	0	0.0000	0	0	0	0	0.0000	0	0.0000	0	0	0	
2 Employee Benefit Trust (under SEBI (Share based Employee Benefit) Regulations, 2014)		0	0	0	0	0	0.0000	0	0	0	0	0.0000	0	0.0000	0	0	0	0
Total Non Promoter- Non Public Shareholding		0	0	0	0	0	0.0000	0	0	0	0	0.0000	0	0.0000	0	0	0	0

